

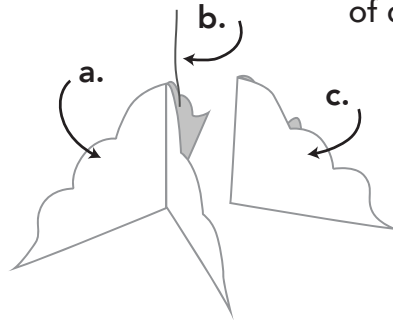
THE LEGEND OF ZELDA™: SKYWARD SWORD HD LOFTWING MOBILE

Kids, ask a grown-up to help with scissors!

INSTRUCTIONS:

1. Cut out all pieces along the dotted lines.
2. Glue or tape a piece of string to the blank side of **Link Piece—Front** then glue or tape the blank side of **Link Piece—Back** so the string is sandwiched between the pieces.
3. Repeat step 2 with **Zelda Piece—Front** and **Zelda Piece—Back**.
4. Fold **Cloud Pieces** inward along the solid lines (so artwork is on inside).
 - a. Glue or tape to attach two (2) of the three (3) pieces together.
 - b. Glue or tape a string to the inside.
 - c. Glue or tape the final piece.
5. Repeat step 4 with **Loftwing Pieces**.
6. Repeat step 4 with **Top Pieces** BUT don't glue or tape the bottom half of each piece yet. Tape the tops of all strings to the inside and then glue or tape all the pieces together.

Tip: The mobile will hang better if the strings are placed far apart.
7. Hang your Loftwing mobile somewhere safe—with a grown up's permission, of course!



LINK PIECE - FRONT



ZELDA PIECE - FRONT




ZELDA PIECE - BACK



LINK PIECE - BACK



TOP PIECES

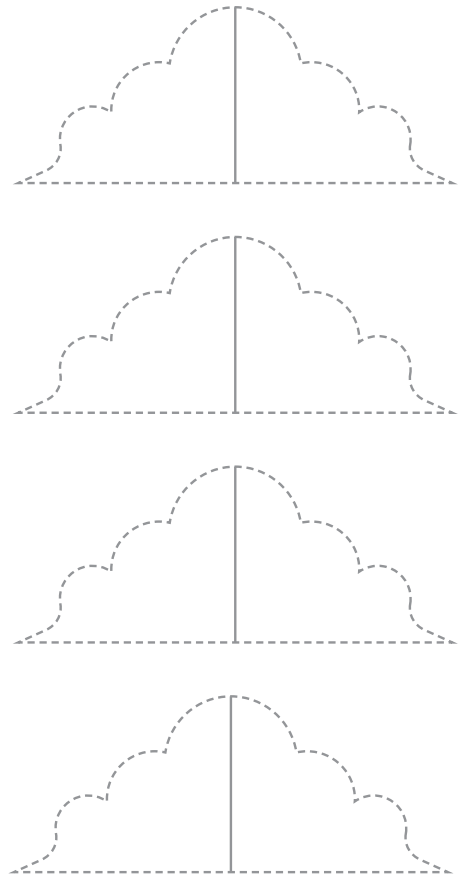
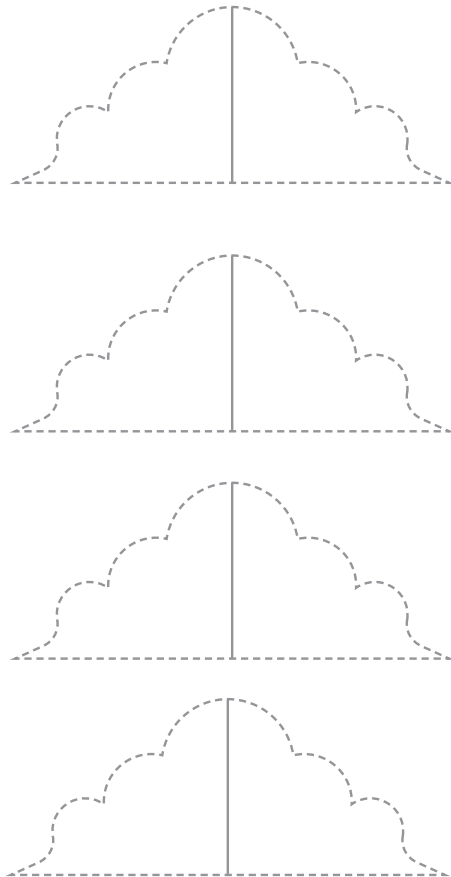
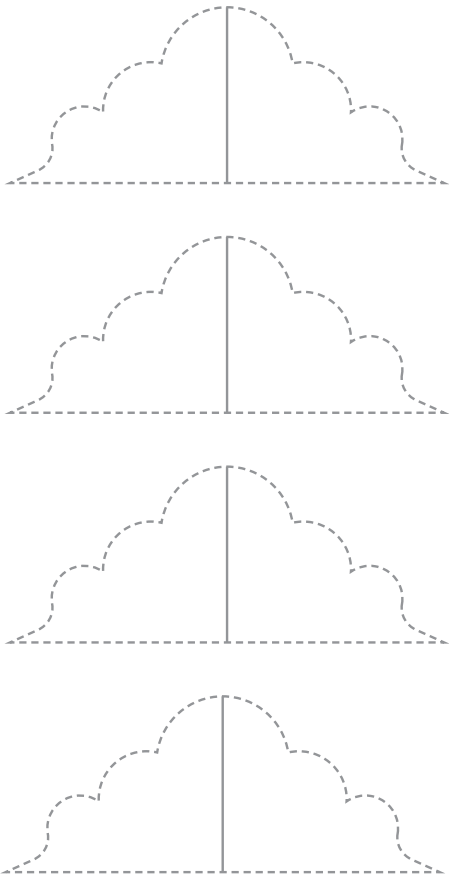


TOP PIECES



CLOUD PIECES

CLOUD PIECES



BIRD PIECES

